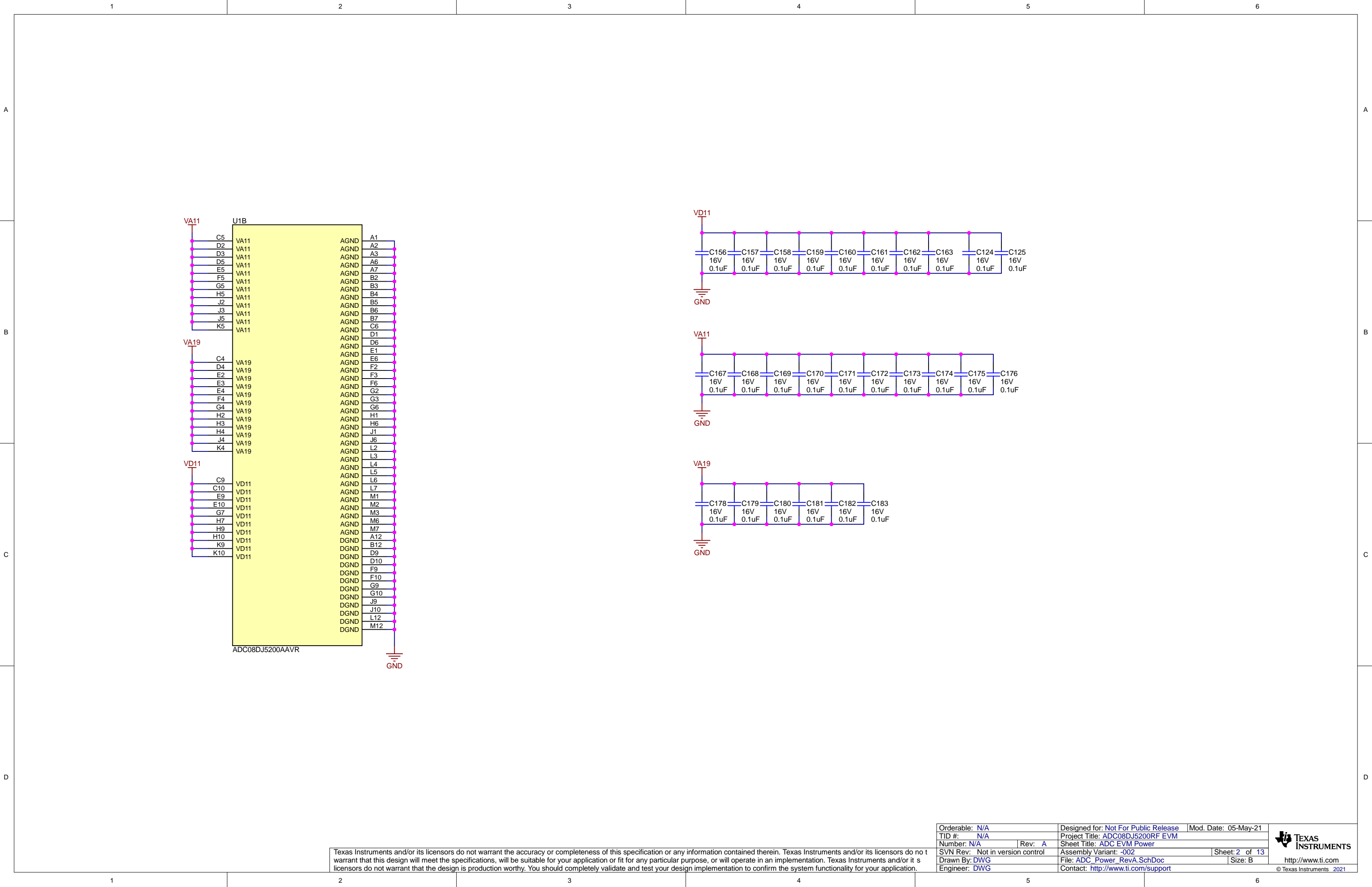


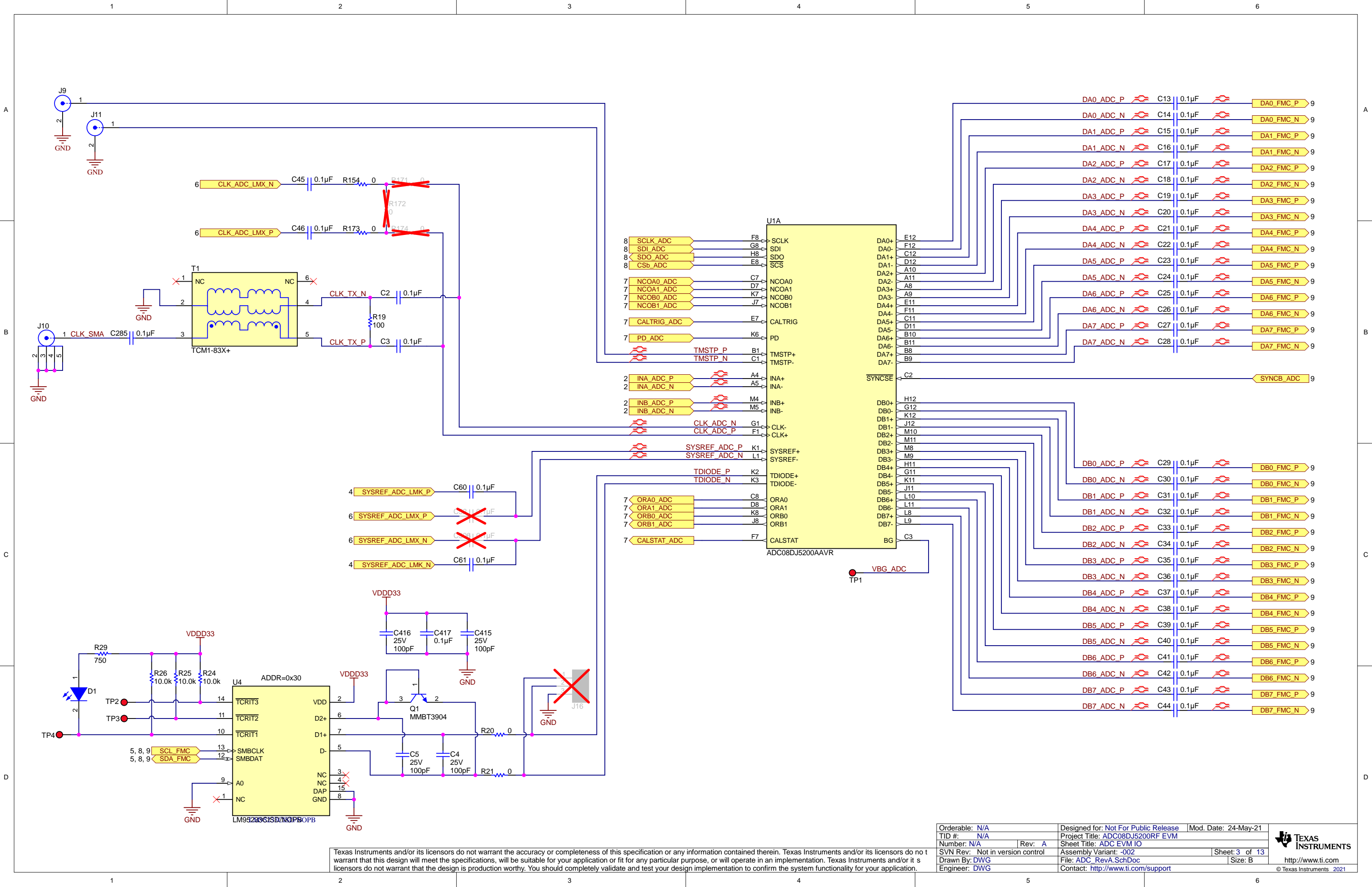
Texas Instruments and/or its licensors do not warrant the accuracy or completeness of this specification or any information contained therein. Texas Instruments and/or its licensors do not warrant that this design will meet the specifications, will be suitable for your application or fit for any particular purpose, or will operate in an implementation. Texas Instruments and/or its licensors do not warrant that the design is production worthy. You should completely validate and test your design implementation to confirm the system functionality for your application.

Orderable:	N/A	Designed for:	Not For Public Release	Mod. Date:	06-Apr-21
TID #:	N/A	Project Title:	ADC08DJ5200RF EVM		
Number:	N/A	Rev:	A	Sheet Title:	ADC EVM RF Input
SVN Rev:	Not in version control	Assembly Variant:	-002	Sheet:	1 of 13
Drawn By:	DWG	File:	ADC_Input_RevA.SchDoc	Size:	B
Engineer:	DWG	Contact:	http://www.ti.com/support		



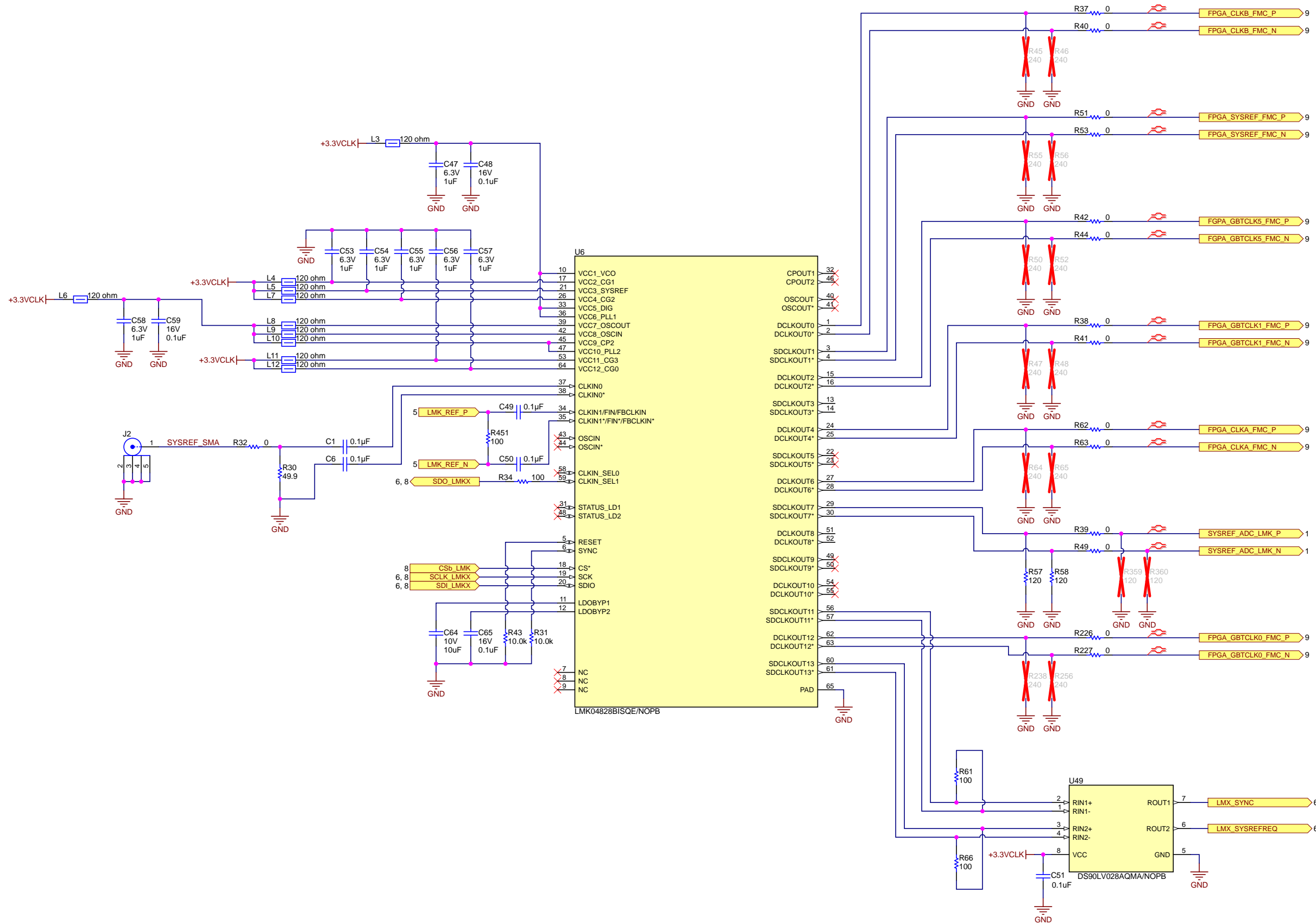
Texas Instruments and/or its licensors do not warrant the accuracy or completeness of this specification or any information contained therein. Texas Instruments and/or its licensors do not warrant that this design will meet the specifications, will be suitable for your application or fit for any particular purpose, or will operate in an implementation. Texas Instruments and/or its licensors do not warrant that the design is production worthy. You should completely validate and test your design implementation to confirm the system functionality for your application.

Orderable:	N/A	Designed for:	Not For Public Release	Mod. Date:	05-May-21
TID #:	N/A	Project Title:	ADC08DJ5200RF EVM		
Number:	N/A	Rev:	A	Sheet Title:	ADC EVM Power
SVN Rev:	Not in version control	Assembly Variant:	-002	Sheet:	2 of 13
Drawn By:	DWG	File:	ADC_Power_RevA.SchDoc	Size:	B
Engineer:	DWG	Contact:	http://www.ti.com/support		



Texas Instruments and/or its licensors do not warrant the accuracy or completeness of this specification or any information contained therein. Texas Instruments and/or its licensors do not warrant that this design will meet the specifications, will be suitable for your application or fit for any particular purpose, or will operate in an implementation. Texas Instruments and/or its licensors do not warrant that the design is production worthy. You should completely validate and test your design implementation to confirm the system functionality for your application.

Orderable: N/A	Designed for: Not For Public Release	Mod. Date: 24-May-21
TID #: N/A	Project Title: ADC08DJ5200RF EVM	
Number: N/A	Rev: A	Sheet Title: ADC EVM IO
SVN Rev: Not in version control	Assembly Variant: -002	Sheet: 3 of 13
Drawn By: DWG	File: ADC_RevA.SchDoc	Size: B
Engineer: DWG	Contact: <a href="http://www.ti.com/support">http://www.ti.com/support</a>	

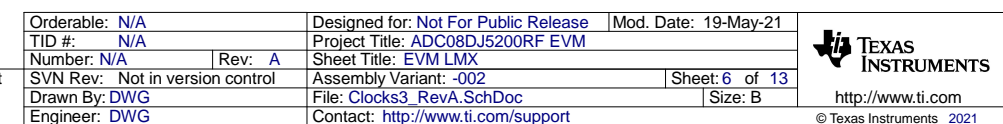


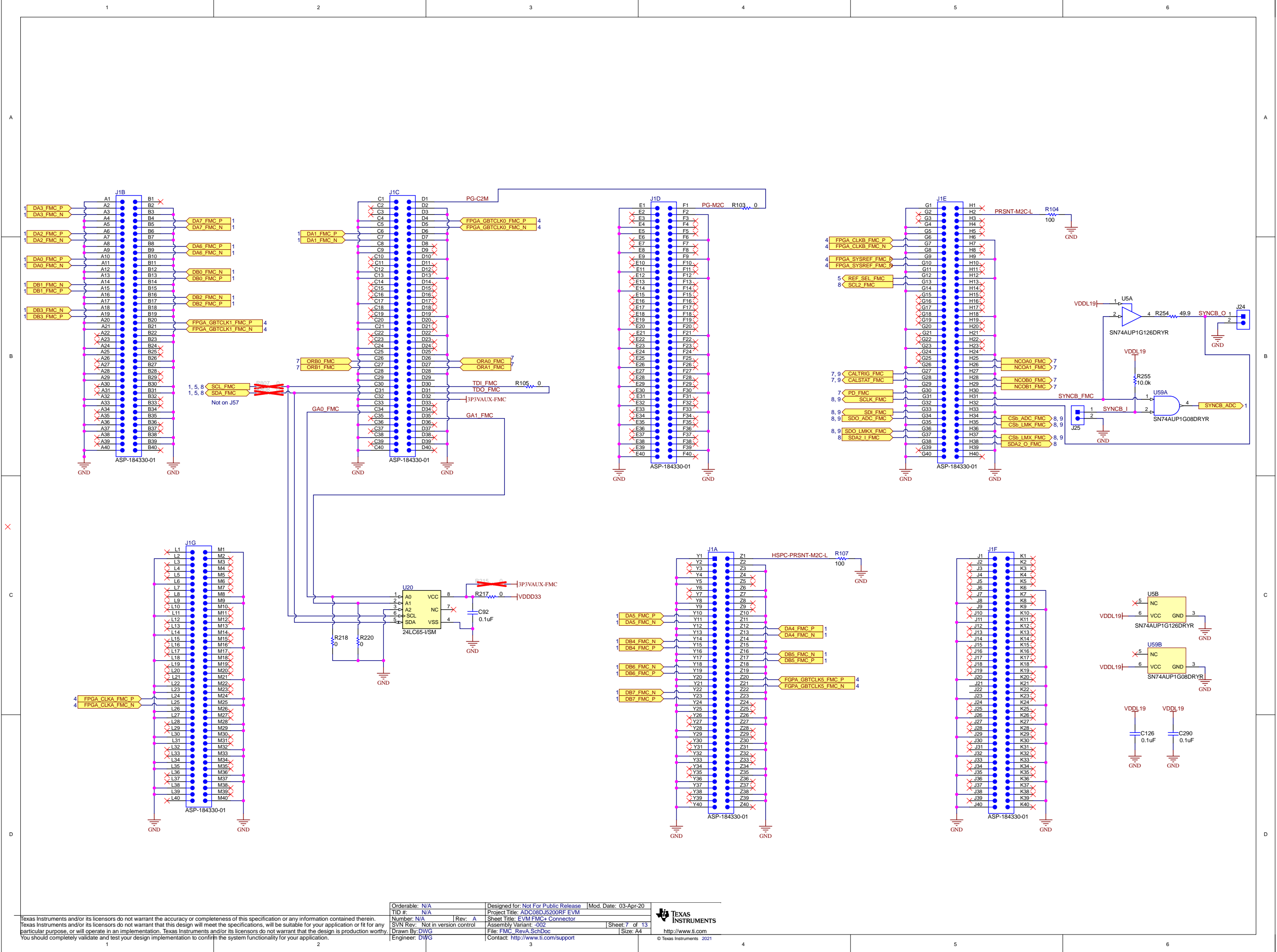
Texas Instruments and/or its licensors do not warrant the accuracy or completeness of this specification or any information contained therein. Texas Instruments and/or its licensors do not warrant that this design will meet the specifications, will be suitable for your application or fit for any particular purpose, or will operate in an implementation. Texas Instruments and/or its licensors do not warrant that the design is production worthy. You should completely validate and test your design implementation to confirm the system functionality for your application.

Orderable: N/A	Designed for: Not For Public Release	Mod. Date: 02-Apr-20
TID #: N/A	Project Title: ADC08DJ5200RF EVM	
Number: N/A	Rev: A	Sheet: 4 of 13
SVN Rev: Not in version control	Assembly Variant: -002	Size: B
Drawn By: DWG	File: Clocks_RevA.SchDoc	Contact: <a href="http://www.ti.com/support">http://www.ti.com/support</a>
Engineer: DWG		









Texas Instruments and/or its licensors do not warrant the accuracy or completeness of this specification or any information contained therein. Texas Instruments and/or its licensors do not warrant that this design will meet the specifications, will be suitable for your application or fit for any particular purpose, or will operate in an implementation. Texas Instruments and/or its licensors do not warrant that the design is production worthy. You should completely validate and test your design implementation to confirm the system functionality for your application.

A

B

C

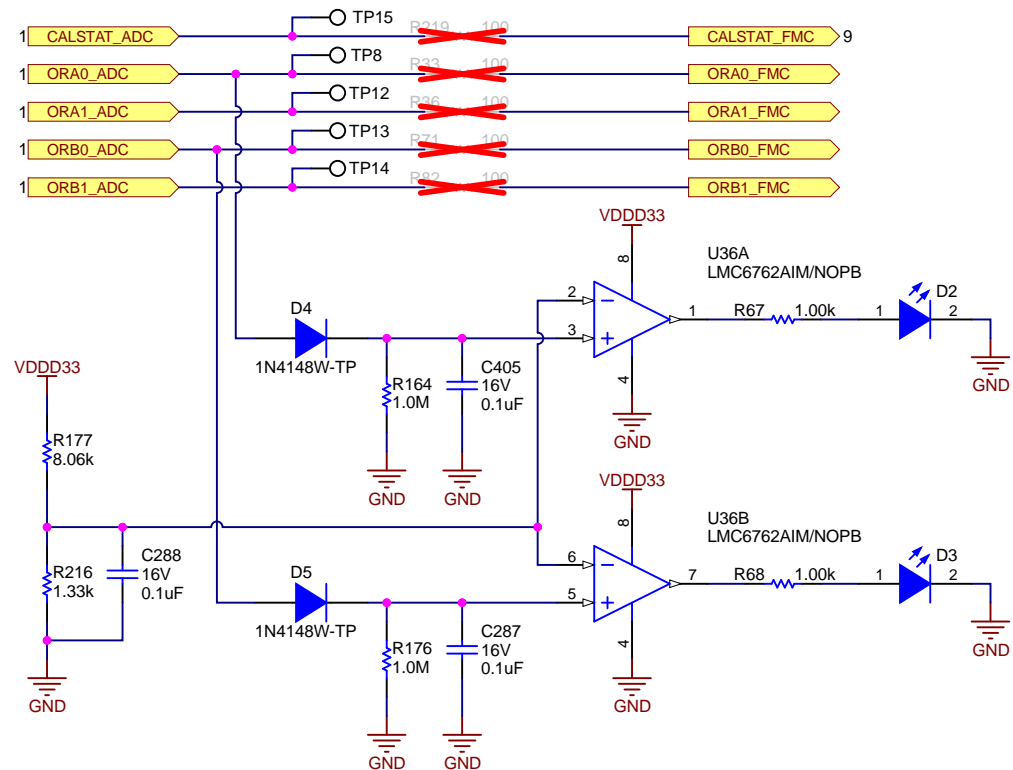
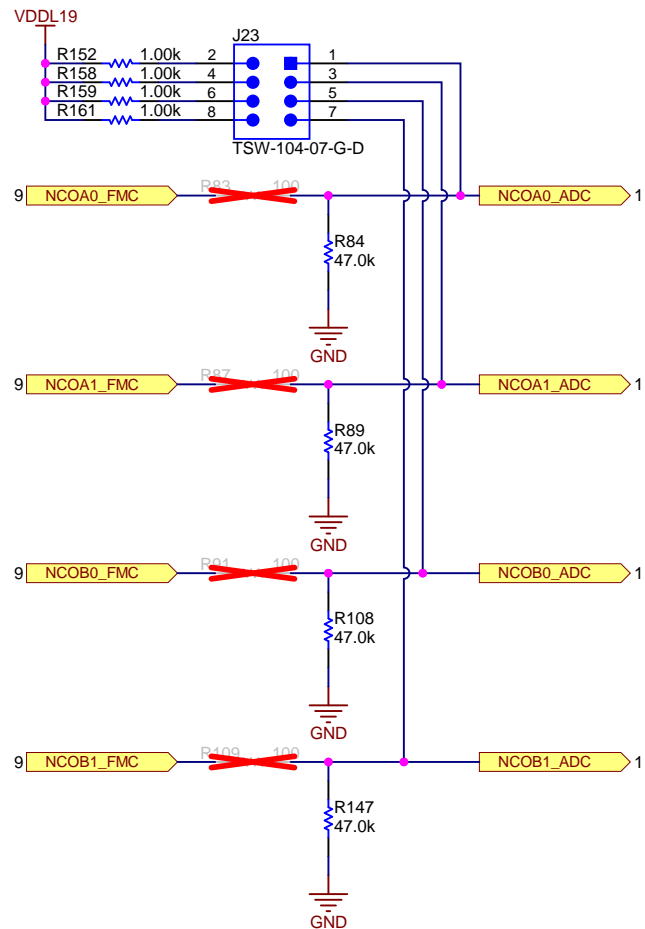
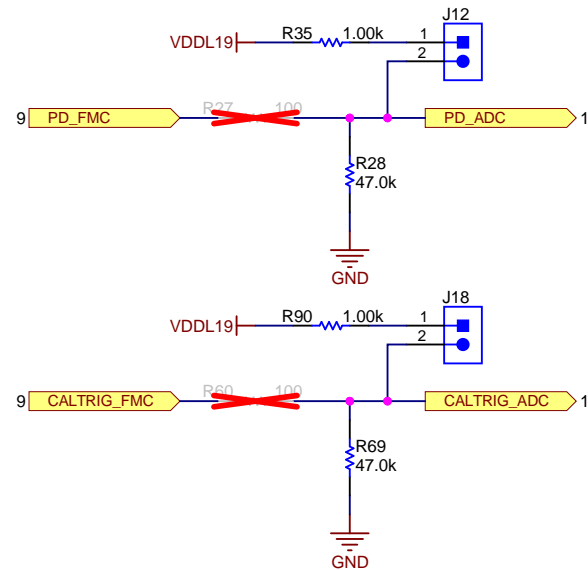
D

A

B

C

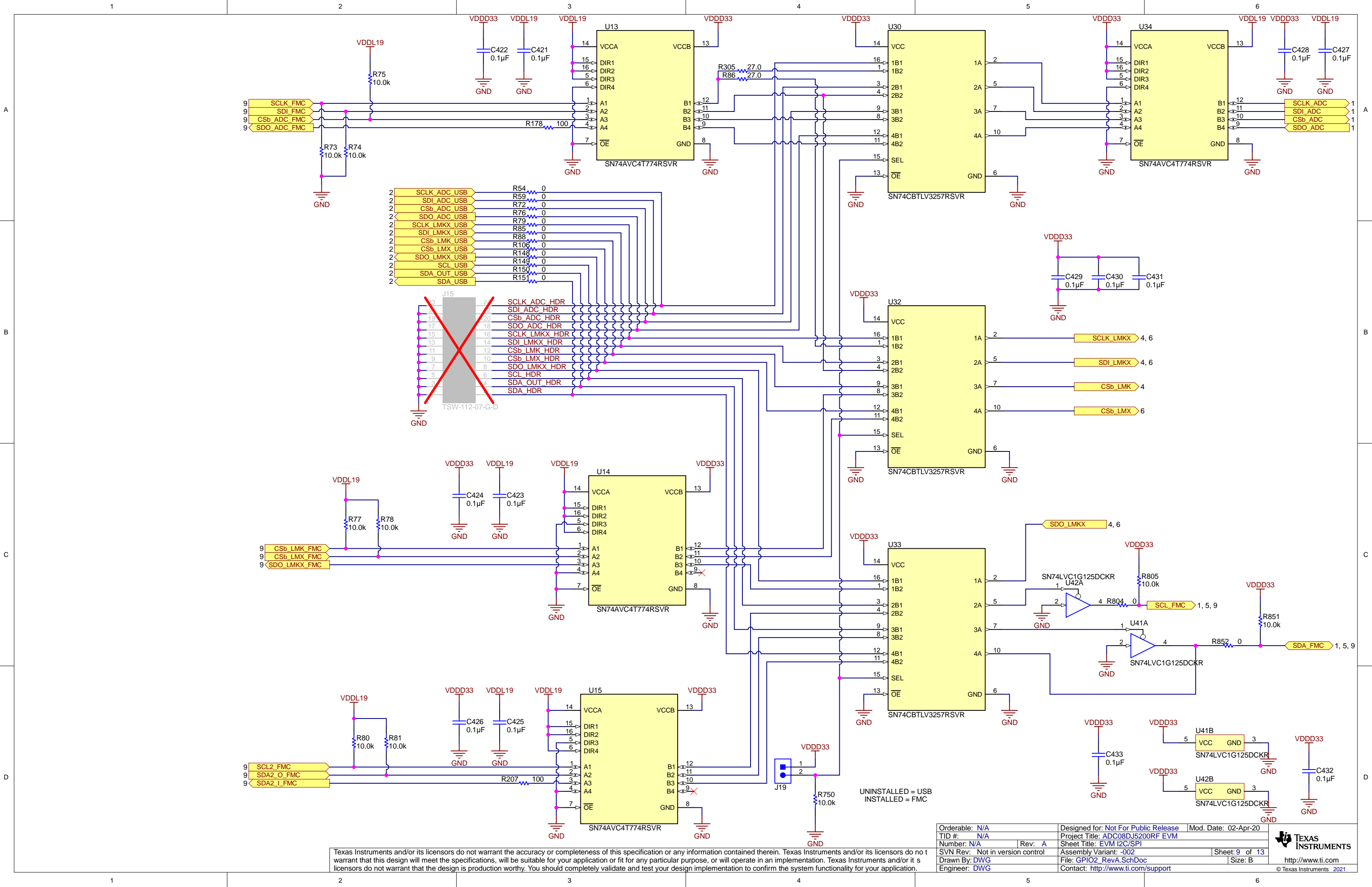
D



Texas Instruments and/or its licensors do not warrant the accuracy or completeness of this specification or any information contained therein. Texas Instruments and/or its licensors do not warrant that this design will meet the specifications, will be suitable for your application or fit for any particular purpose, or will operate in an implementation. Texas Instruments and/or its licensors do not warrant that the design is production worthy. You should completely validate and test your design implementation to confirm the system functionality for your application.

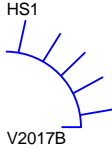
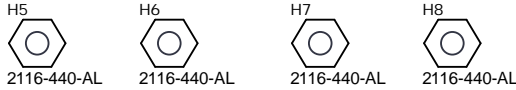
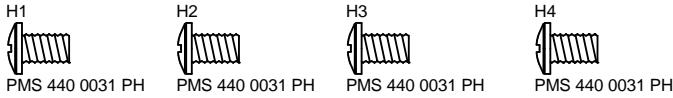
Orderable: N/A	Designed for: Not For Public Release	Mod. Date: 02-Apr-20
TID #: N/A	Project Title: ADC08DJ5200RF EVM	
Number: N/A	Rev: A	Sheet Title: EVM GPIO
SVN Rev: Not in version control	Assembly Variant: -002	Sheet: 8 of 13
Drawn By: DWG	File: GPIO_RevA.SchDoc	Size: B
Engineer: DWG	Contact: <a href="http://www.ti.com/support">http://www.ti.com/support</a>	



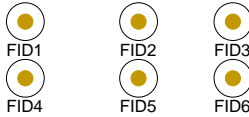


Texas Instruments and/or its licensors do not warrant the accuracy or completeness of this specification or any information contained therein. Texas Instruments and/or its licensors do not warrant that this design will meet the specifications, will be suitable for your application or fit for any particular purpose, or will operate in an implementation. Texas Instruments and/or its licensors do not warrant that the design is production worthy. You should completely validate and test your design implementation to confirm the system functionality for your application.

Orderable: N/A	Designed for: Not For Public Release	Mod. Date: 02-Apr-20
TID #: N/A	Project Title: ADC08DJ5200RF EVM	
Number: N/A	Rev: A	Sheet Title: EVM I2C/SPI
SVN Rev: Not in version control	Assembly Variant: -002	Sheet: 9 of 13
Drawn By: DWG	File: GPIO2_RevA.SchDoc	Size: B
Engineer: DWG	Contact: <a href="http://www.ti.com/support">http://www.ti.com/support</a>	



PCB Number: N/A  
PCB Rev: A



PCB  
LOGO  
Texas Instruments



PCB  
LOGO  
FCC disclaimer

PCB  
LOGO  
WEEE logo

LBL1  
PCB Label  
THT-14-423-10  
Size: 0.65" x 0.20 "

ZZ1  
Label Assembly Note  
This Assembly Note is for PCB labels only

ZZ2  
Assembly Note  
These assemblies are ESD sensitive, ESD precautions shall be observed.

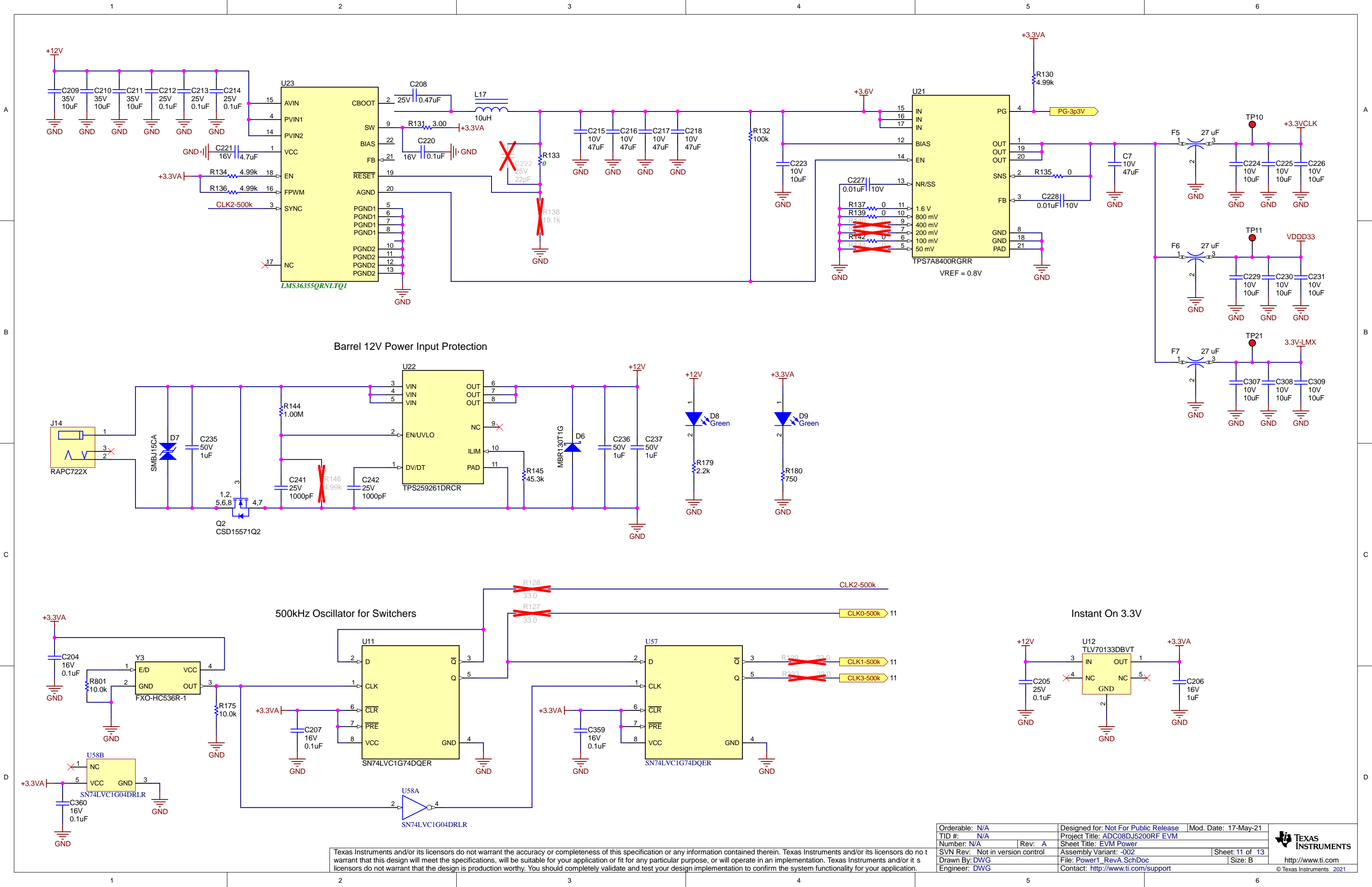
ZZ3  
Assembly Note  
These assemblies must be clean and free from flux and all contaminants. Use of no clean flux is not acceptable.

ZZ4  
Assembly Note  
These assemblies must comply with workmanship standards IPC-A-610 Class 2, unless otherwise specified.

Variant/Label Table	
Variant	Label Text
001	External Clock
002	External Clock

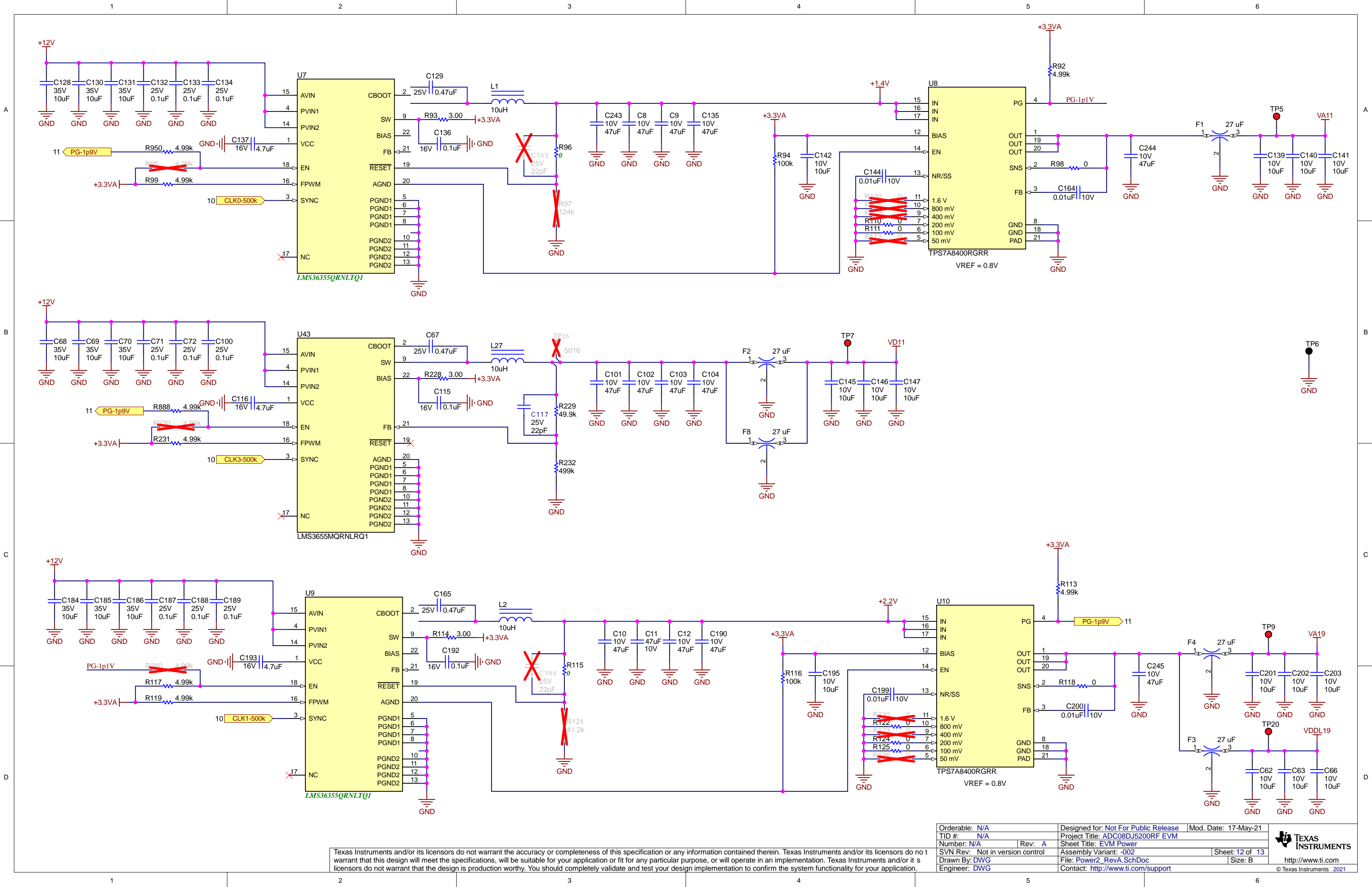
Texas Instruments and/or its licensors do not warrant the accuracy or completeness of this specification or any information contained therein. Texas Instruments and/or its licensors do not warrant that this design will meet the specifications, will be suitable for your application or fit for any particular purpose, or will operate in an implementation. Texas Instruments and/or its licensors do not warrant that the design is production worthy. You should completely validate and test your design implementation to confirm the system functionality for your application.

Orderable: N/A		Designed for: Not For Public Release		Mod. Date: 24-May-21
TID #: N/A		Project Title: ADC08DJ5200RF EVM		
Number: N/A	Rev: A	Sheet Title: EVM Misc		
SVN Rev: Not in version control	Assembly Variant: -002		Sheet: 10 of 13	
Drawn By: DWG	File: Misc_RevA.SchDoc		Size: B	
Engineer: DWG	Contact: http://www.ti.com/support			



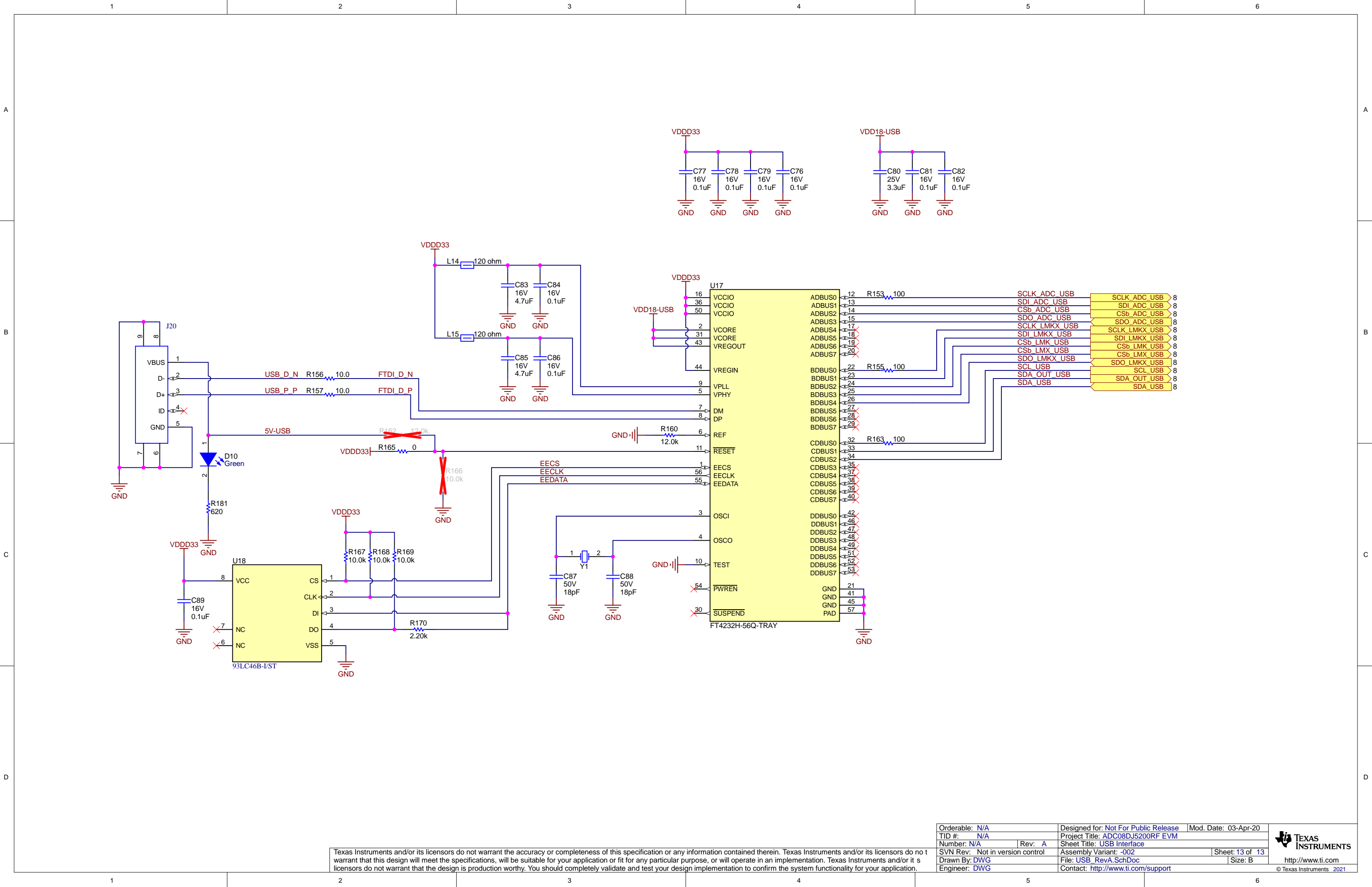
Texas Instruments and/or its licensors do not warrant the accuracy or completeness of this specification or any information contained therein. Texas Instruments and/or its licensors do not warrant that this design will meet the specifications, will be suitable for your application or fit for any particular purpose, or will operate in an implementation. Texas Instruments and/or its licensors do not warrant that the design is production worthy. You should completely validate and test your design implementation to confirm the system functionality for your application.

Orderable: N/A	Designed for: Not For Public Release	Mod. Date: 17-May-21
TID #: N/A	Project Title: ADC08DJ5200RF EVM	
Number: N/A	Rev: A	Sheet Title: EVM Power
SVN Rev: Not in version control	Assembly Variant: -002	Sheet: 11 of 13
Drawn By: DWG	File: Power1_RevA.SchDoc	Size: B
Engineer: DWG	Contact: <a href="http://www.ti.com/support">http://www.ti.com/support</a>	



Texas Instruments and/or its licensors do not warrant the accuracy or completeness of this specification or any information contained therein. Texas Instruments and/or its licensors do not warrant that this design will meet the specifications, will be suitable for your application or fit for any particular purpose, or will operate in an implementation. Texas Instruments and/or its licensors do not warrant that the design is production worthy. You should completely validate and test your design implementation to confirm the system functionality for your application.

Orderable:	N/A	Designed for:	Not For Public Release	Mod. Date:	17-May-21
TID #:	N/A	Project Title:	ADC08DJ5200RF EVM		
Number:	N/A	Rev:	A	Sheet Title:	EVM Power
SVN Rev:	Not in version control	Assembly Variant:	-002	Sheet:	12 of 13
Drawn By:	DWG	File:	Power2_RevA.SchDoc	Size:	B
Engineer:	DWG	Contact:	http://www.ti.com/support		



Texas Instruments and/or its licensors do not warrant the accuracy or completeness of this specification or any information contained therein. Texas Instruments and/or its licensors do not warrant that this design will meet the specifications, will be suitable for your application or fit for any particular purpose, or will operate in an implementation. Texas Instruments and/or its licensors do not warrant that the design is production worthy. You should completely validate and test your design implementation to confirm the system functionality for your application.

Orderable:	N/A	Designed for:	Not For Public Release	Mod. Date:	03-Apr-20
TID #:	N/A	Project Title:	ADC08DJ5200RF EVM		
Number:	N/A	Rev:	A	Sheet Title:	USB Interface
SVN Rev:	Not in version control	Assembly Variant:	-002	Sheet:	13 of 13
Drawn By:	DWG	File:	USB_RevA.SchDoc	Size:	B
Engineer:	DWG	Contact:	http://www.ti.com/support		